


AQUALUC C:URVE Wide

- fully encapsulated flexible LED light line with thermal conductive polyurethane-ceramic compound and IP 67* protection
- only one bin per light color according to 3 step MacAdam
- high luminous flux of over 1,300 lm/m possible
- resistant to water, UV radiation, abrasion and chemicals
- small bending radius of 200 mm (only one axis)
- uniform, absolute homogeneous illumination over the entire light emitting surface in curve form (i.e. with upward light emittance the C:URVE can be horizontally bent left and right in a curve)
- clear lines and light-emitting surface enables a flush installation in ceilings, walls and furniture
- specially designed in-feed system: cable feed from below/side which enables a shadow-free alignment of numerous modules for a homogeneous light line with uninterrupted illumination



Please observe the installation and safety instructions at <https://www.barthelme.de/content/en/manuals.aspx> !

When ordering, please note the article number scheme at the end of the data sheet.

PHOTOMETRIC DATA



	AQUA-3006-0028	AQUA-3006-0032	AQUA-3006-0042	AQUA-3006-0065
Type of color	White			
Typ. color temperature	2800 K	3200 K	4200 K	6500 K
Light color	warm white	white	cold white	daylight
Typ. total luminous flux per metre	1178 lm/m	1200 lm/m	1341 lm/m	1290 lm/m
Efficiency	68 lm/W	69 lm/W	78 lm/W	75 lm/W
EEC of installed light source(s)	F	E		D
Typ. color rendering index	85			
Beam angle	120 °			
Dimming	dimmable			
LED strip used	LEDlight flex 12 8p High Efficiency Plus			
L90/B10 bei Ta < 40°C	> 60.000 h			

PHOTOMETRIC DATA TOLERANCES IN THE AQUALUC FAMILY: The stated photometric data of the AQUALUC products are typical values which in practice are influenced by the binning of the LED's as well as the individual production steps in the encapsulation process. Factors such as layer thickness, type of encapsulation and the light color of the uncoated LED's have an influence on the resulting color temperature of the finished AQUALUC product. As each of these factors are subject to process and production related tolerances the resulting photometric data of the AQUALUC products can deviate from the stated typical values.

ELECTRICAL DATA

	AQUA-3006-0028	AQUA-3006-0032	AQUA-3006-0042	AQUA-3006-0065
Operating voltage	24 V DC			
Power per meter	17.3 W/m			

MECHANICAL DATA

	AQUA-3006-0028	AQUA-3006-0032	AQUA-3006-0042	AQUA-3006-0065
Width			17,5 mm	
Height			17,5 mm	
Bending radius			200	
Type of protection			IP 67	

Aqualuc products have a length tolerance +/- 5 mm at < 1 m and +/- 0.2 % at > 1 m


GENERAL DATA

	AQUA-3006-0028	AQUA-3006-0032	AQUA-3006-0042	AQUA-3006-0065
Ambient temperature Ta	-20 ° C ~ +40 ° C			
Max. temperature Tc	62 ° C			
Max. operable length	4790 mm			
Max. buildable length with 1 m cable	4792 mm			
Connector cable	individuell			
Remarks	Connection/forwarding cable: optionally 1 - 6 m with free wire ends or 0.35 m with M8 plug			

ACCESSORIES

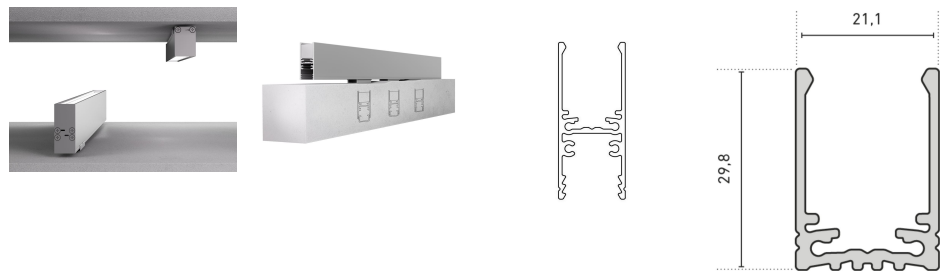
	40500023	40500024	40500027	40500028	40500061	40500062
Description	AQUALUC W:AVE (17,5 x 17,5 mm) aluminium mounting profile, anodised		AQUALUC W:AVE (17,5 x 17,5 mm); not gripping mounting profile, aluminium, anodized		AQUALUC W:AVE (17,5 x 17,5 mm) mounting profile, PC plastic, UV resistant	
Material	Aluminium 6063				polycarbonate	
Length	1000 mm	2000 mm		3000 mm	1000 mm	2000 mm
Width	22,8 mm		22,1 mm		22,8 mm	
Height	15 mm		23,4 mm		15 mm	
Remarks	Also suitable for AQUALUC C:URVE WIDE. The AQUALUC must not be mounted over joints. It is therefore recommended that when using the mounting profiles AQUALUC length in cm < holding profile length in one piece.		also suitable for AQUALUC C:URVE WIDE. The Aqualuc is enclosed and can move freely. Strain and compression of the light line are avoided in the event of temperature fluctuations.		also suitable for AQUALUC C:URVE WIDE	

	40500025	40500026
Description	AQUALUC W:AVE (17,5 x 17,5 mm) aluminium bracket set, 10 pieces 5 cm, 10 screws, 10 dowels	AQUALUC W:AVE (17,5 x 17,5 mm) bracket set, 10 pieces stainless steel 316L, 10 screws, 10 dowels
Material	aluminium	316L stainless steel
Length	50 mm	20 mm
Width	22,8 mm	19,5 mm
Height	15 mm	15,5 mm
Remarks	also for AQUALUC C:URVE WIDE, hole diameter 2.9 mm	also for AQUALUC C:URVE WIDE, hole diameter 6 mm



	40500102	40500103	40500112	40500113
Description	U-system mounting profile		H-system mounting profile	
Material	Aluminium 6063			
Length	2000 mm	3000 mm	2000 mm	3000 mm
Width	21,1 mm			
Height	29,8 mm		49,7 mm	

see also separate data sheets for the U and H system mounting profile under: [DB Montageprofil U](#) - [DB Montageprofil H](#)



	30033019	40100111	63500024	63500033
Description	heat resistant double-sided tape, with excellent adhesive properties	dismounting tool, minimizes the mechanical stress on the product when removing	Technical Vaseline, high purity, chemically neutral, 80 g tube, suitable for all mounting profiles	Silicone adhesive and sealant, one-component, transparent, cartridge 310 ml
Material	Acryl	Poly lactide PLA	various	
Length	33000 mm	210 mm		
Width	9 mm	8 mm		
Height	0,4 mm	62 mm		
Remarks	33 m x 9 mm		For the assembly of the AQUALUC absolutely recommended	not suitable for PC-plastic profiles

	66313203	66313210	66313230
Description	M8 connector, stainless steel, 2-pole, screwable, moulded on cable with cross section 2x 0.5 mm ²		
Indoor/Outdoor	Outdoor		
IP protection class	IP 67		
Cable sheath material	PUR		
Halogen-free	Yes		
Color of cable	white		
Wire cross-section	2 x 0,5 mm ²		
Length	350 mm	10000 mm	3000 mm
Remarks	the specified IP protection class applies to the screwed state		



ARTICLE NUMBER SCHEME

AQUA	XXXX	XXXX	XXXX	XX	XXX	XXX
	1	2	3	4	5	6
	TYP TYPE	LICHTFARBE LIGHT COLOUR	WUNSCHLÄNGE IN MM WISH LENGTH IN MM	KABEL-ZUFÜHRUNG CABLE FEED	ZULEITUNG CABLE IN-FEED	WEITERLEITUNG CABLE OUT-FEED
	3006 – monochrom monochrome	0028 - 2800 K 0032 - 3200 K 0042 - 4200 K 0065 - 6500 K 0625 – Rot Red 0525 – Grün Green 0470 – Blau Blue 0593 – Amber		21 – einseitig one-sided 22 – beidseitig double-sided	001 – 1 m-Kabel cable 002 – 2 m-Kabel cable 003 – 3 m-Kabel cable 004 – 4 m-Kabel cable 005 – 5 m-Kabel cable 006 – 6 m-Kabel cable 101 – 0,35-m-Kabel mit M8-Stecker 0,35 m cable with M8 connector	000 – keine Weiterleitung no cable out-feed 001 – 1 m-Kabel cable 002 – 2 m-Kabel cable 003 – 3 m-Kabel cable 004 – 4 m-Kabel cable 005 – 5 m-Kabel cable 006 – 6 m-Kabel cable 102 – 0,35-m-Kabel mit M8-Buchse 0,35 m cable with M8 socket

IN INDIVIDUELLEN LÄNGEN, MIT BEIDSEITIGER UND RÜCKSEITIGER EINSPEISUNG ERHÄLTlich | AVAILABLE IN INDIVIDUAL LENGTHS, WITH OPTIONAL IN-FEED ON BOTH SIDES AND REAR SIDE

NOTE

During the production of encapsulated luminaires, air bubbles may be enclosed in the material. These bubbles are production-related and do not constitute a defect. If the bubbles are within the beam path of an LED, this can constitute a defect.

NOTE CHEMICALS

The AQUALUC encapsulation materials have successfully passed various test series in which resistance to salt, water, UV radiation, abrasion, dust and chemicals were tested. Each AQUALUC light line is ideally suited for indoor and outdoor illumination. For example on facades and bridges, in wellness oases and swimming pools, from maritime areas to industrial applications and vehicle technology - AQUALUC is already being used successfully everywhere. Despite the use of high quality materials and a robust design, there are chemical-related limitations in the areas of application. Please refer to the following link:

<https://www.barthelme.de/shared/download/katalog/AQUALUC-Chemische-Mittel-Chemical-Agents.pdf>

The guarantee period for the product is 5 years and begins on the day of shipment. Reference is the date of the delivery bill. The guarantee period may differ for accessories.